

1. Posa el nom a cada nota.

Three musical staves in treble clef. Each staff contains a sequence of notes with dashed lines below them for labeling. The notes are: Staff 1: G4, A4, B4, C5, B4, A4, G4. Staff 2: A4, B4, C5, B4, A4, G4. Staff 3: A4, B4, C5, D5, C5, B4, A4, G4.

2. Ordena segons interprete la mestra

A box containing a musical fragment: a quarter note G4, a quarter note A4, a beamed eighth-note pair (B4, C5), and a quarter note B4.

A box containing a musical fragment: a quarter rest, a quarter note A4, a beamed eighth-note pair (B4, C5), and a quarter note B4.

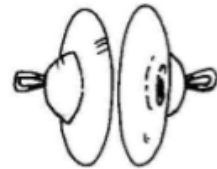
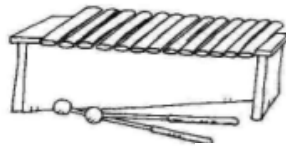

A box containing a musical fragment: a beamed eighth-note pair (A4, B4), a quarter note C5, a beamed eighth-note pair (B4, A4), and a quarter note G4.

A box containing a musical fragment: a quarter rest, a quarter note A4, a beamed eighth-note pair (B4, C5), and a quarter note B4.

A box containing a musical fragment: a beamed eighth-note pair (A4, B4), a quarter note C5, a beamed eighth-note pair (B4, A4), and a quarter note G4.


A box containing a musical fragment: a quarter note G4, a quarter note A4, a beamed eighth-note pair (B4, C5), and a quarter note B4.

1. Rodeja de groc els instruments de corda, de verd els vent i de roig els de percussió. Escribe també el nom.



2. Uneix amb fletxes el nombre de temps amb les figures. Mira el exemple.

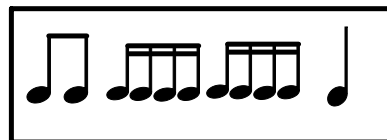
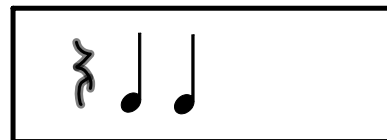
2



3



4



Adjuntos

Xilófono.jpg

Claves.jpg

Platillos.jpg

Triángulo.jpg

contrabajo.jpg

dibujos-infantiles-musica-trompeta.gif

es-colorear-dibujos-imagenes-foto-trombon-p5955.jpg

piano.JPG

violin-19203.jpg

clarinete-42200.jpg

flauta.jpg