

RITME AMB PETER PAN

1) Primer es treballa el nom de cada personatge amb el seu ritme corresponent.

2) A la segona diapositiva es poden posar els personatges al mapa de Neverland per crear seqüències rítmiques amb els seus noms. Aquestes seqüències es poden tocar amb percussió corporal i instruments

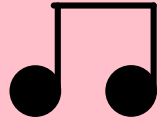
4) Ara adjuntem als ritmes colors dels boomwhackers per fer patrons melòdics al mapa de Neverland.

Creat per Patri Guillén: <http://hykrion.com/isolda>

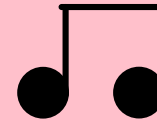
Creat per Patri Guillén: <http://hykrion.com/isolda>




SMEE



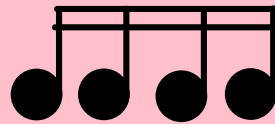
GAR-FIO



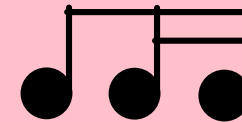
WEN-DY



PE-TER-PAN


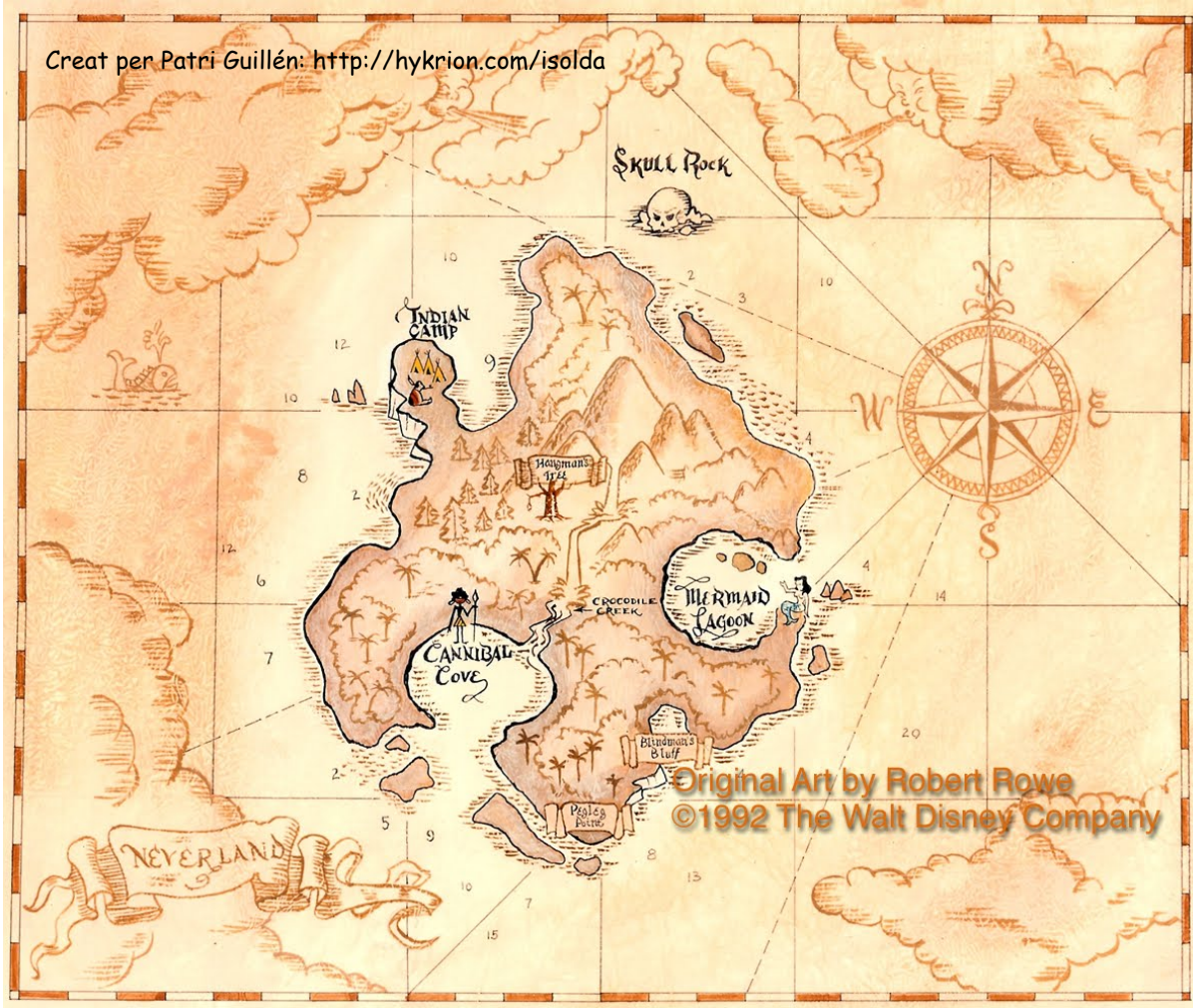


CO-CO-DRI-LO




TI- GRI-LLA


Creat per Patri Guillén: <http://hykrión.com/isolda>



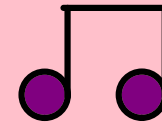

Creat per Patri Guillén: <http://hykrion.com/isolda>




SMEE



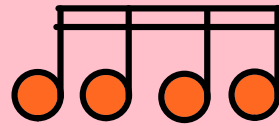
GAR-FIO



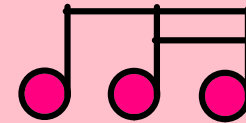
WEN-DY



PE-TER-PAN




CO-CO-DRI-LO



TI- GRI-LLA

Creat per Patri Guillén: <http://hykrión.com/isolda>



Adjuntos

wendy1.gif

cocodrilo.gif

hook1.gif

hook.gif

Neverland Map.jpg

peter.gif

PeterPan2.jpg

smee.gif

TigerLilyImage.png